



St Mary's Catholic Primary School

*Headteacher: Mrs Helen Armstrong
Diocese of Plymouth*



Learning workshop for Foundation Stage

For your information

The areas of learning in the Foundation Stage have been put into prime and specific groups, namely:

Prime areas – essential areas of development that start from an early age and underpin a child's further learning.

- Personal social and emotional development (PSED)
- Physical development (PD)
- Communication and Language (Understanding, listening and speaking) (CL)


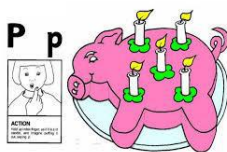


Specific areas

- Literacy (reading and writing)
- Mathematics (number, shape and calculation)
- Understanding the World, including technology (UW)
- Expressive arts and design (EAD), including painting, drawing, dance, imaginative play, construction etc.

Literacy

Phonics

We teach phonics through the Letters and Sounds programme. To support this programme we also use the Jolly Phonics scheme where each letter sound comes with a physical action. The first 6 sounds we teach are s,a,t,p,i,n this is because we can quickly start word building with these letters (sat, sit, tip, tap, pit, pat, pan, pin...) We can also quickly introduce high frequency words such as 'in', 'at', 'is', 'it'.



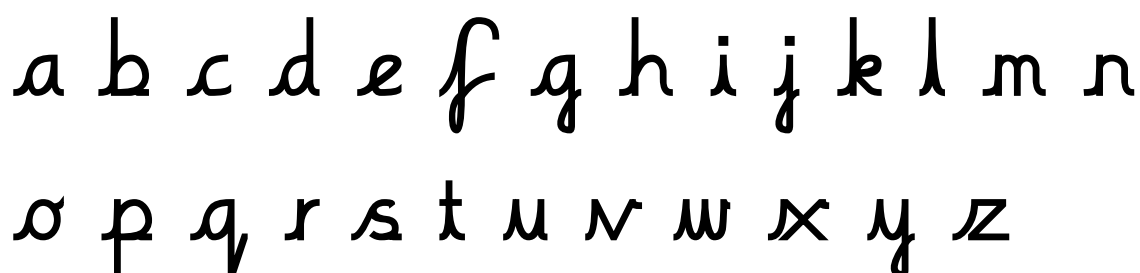
Mathematics

We often hear parents say that their child can count to 100....This is a great skill and the child is obviously aware of numbers and able to recite them. However this does not necessarily reflect their understanding of numbers and counting. It is a good idea to point out numbers that appear in everyday contexts, such as on a clock, a phone, on doors, car number plates, coins etc. This helps children to understand that numbers have a practical use as well as helping them to recognise written numbers.



Handwriting

We teach the cursive script in Foundation Stage. We are just starting to learn how to write the sounds we have learnt so far.



What you can do to help at home:

Listen to or sing nursery rhymes together or make up silly rhymes.



Find time to enjoy books at home or the library.

Please encourage your child to talk in full sentences, repeat the correct version back to them (her taked my pencil – *she* took my pencil).

Play 'I-spy' or 'I hear with my little ear'

Be letter detectives when you are out and about, in the supermarket, signs, on the bus etc.



Get your child to write your shopping list, if your child is still at the mark making stage, praise them...they are showing an understanding of the importance of writing.

If your child finds holding a pencil hard, get them to do practical activities to strengthen their pincer movement, jigsaw puzzles, peg boards or bead threading.

Use other ways of writing, in the sand on the beach, with finger paint, in salt or flour on the table.

Have a selection of interesting writing materials available. Children love writing on post-it notes or little notepads and old diaries.

Useful websites

www.phonicsplay.co.uk

www.topmarks.co.uk

www.mrthorne.com

www.crickweb.co.uk

www.letters-and-sounds.com

www.jollylearning.co.uk (for correct pronunciation of sounds)



Have fun
learning!



“Inspiring each other to learn, in the light of Christ”

Devon Road – Poole – Dorset – BH15 3QQ

Telephone: (01202) 676207

Website: www.st-marys.poole.sch.uk

E-mail: office@st-marys.poole.sch.uk